


EASA	AIRWORTHINESS DIRECTIVE	
	<p>AD No.: 2012-0064</p> <p>Date: 20 April 2012</p> <p>Note: This Airworthiness Directive (AD) is issued by EASA, acting in accordance with Regulation (EC) No 216/2008 on behalf of the European Community, its Member States and of the European third countries that participate in the activities of EASA under Article 66 of that Regulation.</p>	
<p>This AD is issued in accordance with EC 1702/2003, Part 21A.3B. In accordance with EC 2042/2003 Annex I, Part M.A.301, the continuing airworthiness of an aircraft shall be ensured by accomplishing any applicable ADs. Consequently, no person may operate an aircraft to which an AD applies, except in accordance with the requirements of that AD unless otherwise specified by the Agency [EC 2042/2003 Annex I, Part M.A.303] or agreed with the Authority of the State of Registry [EC 216/2008, Article 14(4) exemption].</p>		
<p>Type Approval Holder's Name : ATR-GIE Avions de Transport Régional</p>	<p>Type/Model designation(s) : ATR 42-500 and ATR 72-212A aeroplanes</p>	
<p>TCDS Number: EASA.A.084</p>		
<p>Foreign AD: Not applicable</p>		
<p>Supersedure: This AD supersedes EASA Emergency AD 2010-0063-E dated 01 April 2010.</p>		
ATA 27	Flight Controls – Rudder Tab, Rudder Pedal and Elevator Control Rods – Inspection / Replacement	
<p>Manufacturer(s):</p>	<p>ATR-GIE Avions de Transport Régional (formerly AEROSPATIALE – AERITALIA, AEROSPATIALE – ALENIA, AEROSPATIALE ATR- ALENIA, EADS ATR – ALENIA)</p>	
<p>Applicability:</p>	<p>ATR 42-500 aeroplanes, from Manufacturer Serial Number (MSN) 671 to 815 inclusive, except MSN 811.</p> <p>ATR 72-212A aeroplanes, from MSN 769 to MSN 914 inclusive, except MSN 826, 905, 908 and 911.</p> <p>Note: Not all aeroplanes to which this AD applies are affected by all the required actions; see paragraph (1) of the Required Actions section of this AD which refers to ATR Service Bulletins for detailed applicability and exceptions.</p>	
<p>Reason:</p>	<p>Prompted by the findings that led to publication of EASA AD 2010-0063-E, additional quality investigation showed that the non-conformity of certain control rods, which was due to incorrect polishing during the rod manufacturing process, could also affect other flight control rods.</p> <p>These other potentially non-conforming control rods are installed on elevator controls, rudder pedal assemblies and rudder tab controls of certain ATR aeroplanes.</p> <p>This condition, if not detected and corrected, could lead to failure of an affected control rod which, under certain circumstances, could result in reduced control of the aeroplane.</p> <p>As a result of further investigations, other batches have been incriminated, in addition to the ones identified by EASA AD 2010-0063-E, and new safety</p>	

	<p>analyses also indicate the need for replacement of the rods (within an adapted compliance time), which had passed the check required by EASA AD 2010-0063-E. Consequently, EASA AD 2010-0063-E is superseded by this new AD.</p> <p>For the reasons described above, this AD requires a one-time inspection of the affected control systems rods and, depending on findings, replacement of the affected rods.</p>						
Effective Date:	04 May 2012						
Required Action(s) and Compliance Time(s):	<p>Required as indicated, unless already accomplished</p> <p>(1) Within 6 months after the effective date of this AD, accomplish the following actions concurrently:</p> <p>(1.1) Only for aeroplanes (MSN) listed in ATR Service Bulletin (SB) ATR42-27-0105 or ATR72-27-1066, as applicable to aeroplane model, inspect all four elevator control rods Part Number (P/N) S27381930-004 and P/N S27381831-006 for batch number identification in accordance with the instructions of ATR SB ATR42-27-0105 or ATR72-27-1066, as applicable to aeroplane model.</p> <p>(1.2) Only for aeroplanes (MSN) listed in ATR SB ATR42-27-0104 or ATR72-27-1065, as applicable to aeroplane model, inspect all four rudder pedal rods P/N S2728116400000 for batch number identification in accordance with the instructions of ATR SB ATR42-27-0104 or SB ATR72-27-1065, as applicable to aeroplane model.</p> <p>(2) If, during the inspection as required by paragraph (1.1) of this AD, any elevator control rod is found belonging to a batch number identified in SB ATR42-27-0105 or SB ATR72-27-1066, or if the batch number is unreadable, within the compliance time as specified in Table 1 of this AD, as applicable, replace the affected rod in accordance with the instructions of SB ATR42-27-0105 or ATR72-27-1066, as applicable to aeroplane model, and identify each removed rod as unserviceable component.</p> <p style="text-align: center;">Table 1 – Elevator Control Rod Replacement</p> <table border="1" data-bbox="588 1279 1351 1608"> <thead> <tr> <th data-bbox="592 1283 855 1357">Number of affected rod(s)</th> <th data-bbox="855 1283 1348 1357">Compliance Time for rod replacement</th> </tr> </thead> <tbody> <tr> <td data-bbox="592 1357 855 1435">One</td> <td data-bbox="855 1357 1348 1435">Within 10 days after the inspection as required by paragraph (1.1) of this AD</td> </tr> <tr> <td data-bbox="592 1435 855 1603">Two or more</td> <td data-bbox="855 1435 1348 1603">Before next flight after the inspection as required by paragraph (1.1) of this AD, replace all affected rods, except one rod, the replacement of which can be deferred for 10 days.</td> </tr> </tbody> </table> <p>(3) If, during the inspection as required by paragraph (1.2) of this AD, a rudder pedal rod is found belonging to a batch number identified in SB ATR42-27-0104 or SB ATR72-27-1065, as applicable, or if the batch number is unreadable, before next flight, check the rod diameter by using a special tool, in accordance with the instructions of SB ATR42-27-0104 or SB ATR72-27-1065, and depending on the result, within the compliance time specified in Table 2 of this AD, replace the affected rod in accordance with the instructions of SB ATR42-27-0104 or SB ATR72-27-1065, as applicable to aeroplane model, and identify each removed rod as unserviceable component.</p>	Number of affected rod(s)	Compliance Time for rod replacement	One	Within 10 days after the inspection as required by paragraph (1.1) of this AD	Two or more	Before next flight after the inspection as required by paragraph (1.1) of this AD, replace all affected rods, except one rod, the replacement of which can be deferred for 10 days.
Number of affected rod(s)	Compliance Time for rod replacement						
One	Within 10 days after the inspection as required by paragraph (1.1) of this AD						
Two or more	Before next flight after the inspection as required by paragraph (1.1) of this AD, replace all affected rods, except one rod, the replacement of which can be deferred for 10 days.						

Table 2 – Rudder Pedal Rod Replacement

Result of the check	Compliance time for rod replacement
Rod passes through the tool	Before next flight after the check as required by paragraph (3) of this AD
Rod does not pass through the tool	Within 5 000 FH after the check as required by paragraph (3) of this AD

- (4) For rudder pedal rods that have been inspected as required by EASA AD 2010-0063-E, having been identified belonging to the batch 2109699 or 2118930, or for which the batch number could not be identified, and having passed the check criteria (rod does not pass through the tool), the inspection by paragraph (1.2) of this AD is not required and these identified rudder pedal rods must be removed from the aeroplane within 5 000 FH after the effective date of this AD.
- (5) In addition to the actions required by paragraphs (1), (2), (3) and/or (4) of this AD, as applicable, for aeroplanes (MSN) listed in the applicability paragraph of this AD, except MSN 671, 673 and 769 to 784 inclusive, within 24 months after the effective date of this AD, inspect the rudder tab control rod P/N S27281929-002 for batch number identification, in accordance with the instructions of the applicable ATR Aircraft Maintenance Manual / Job Instruction Card (AMM/JIC) 27-20-00 DVI 10000. Refer to Appendix 1 of this AD for rod location.
- (6) If, during the inspection as required by paragraph (5) of this AD, the rudder tab control rod is found belonging to batch number 2107267 or 2120855, or if the batch number is unreadable, before next flight, replace the rod with a serviceable one in accordance with the instructions provided in AMM/JIC 27-21-42 RAI 10000, and identify the removed rod as unserviceable component.
- (7) Within 20 days after the rod inspection and check as required by paragraph (1), (2), (3), (4) or (5) of this AD, as applicable, send the relevant SB accomplishment report or the reporting form provided in Appendix 2 of this AD (including no-findings) to ATR.
- (8) Within 30 days after the removal of an unserviceable rod, as required by paragraph (2) (3), (4) or (6) of this AD, as applicable, or within 30 days after the effective date of this AD, whichever occurs later, send a declaration that the unserviceable rod has been quarantined or scrapped, to ATR.

Ref. Publications:

ATR Service Bulletins:

ATR42-27-0104 original issue or revision 1

ATR42-27-0105 original issue or revision 1

ATR72-27-1065 original issue, revision 1 or revision 2

ATR72-27-1066 original issue or revision 1

The use of later approved revisions of these documents is acceptable for compliance with the requirements of this AD.

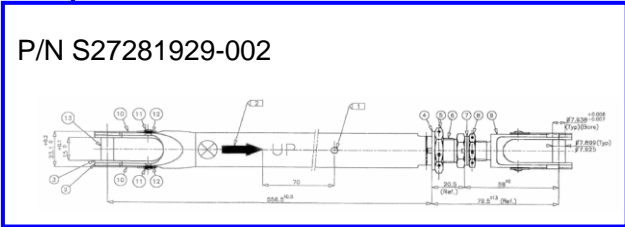
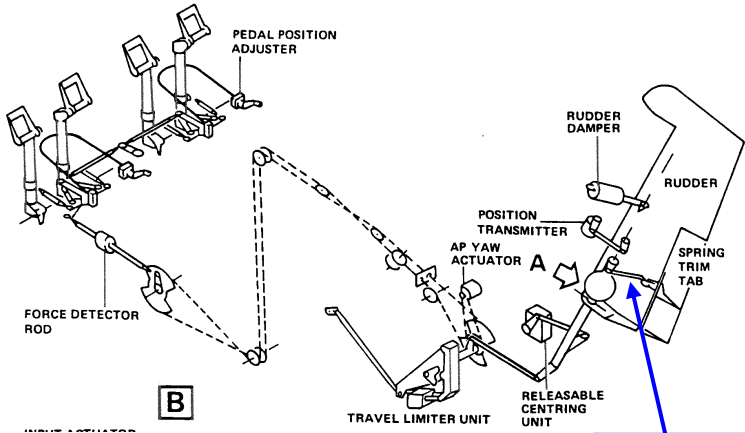
ATR 42/72 AMM/JIC 27-20-00 DVI 10000 and AMM/JIC 27-21-42 RAI 10000.

Remarks :

1. If requested and appropriately substantiated, EASA can approve Alternative Methods of Compliance for this AD.
2. The required actions and the risk allowance have granted the issuance of a Final AD with Request for Comments, postponing the public consultation

	<p>process after publication.</p> <ol style="list-style-type: none"><li data-bbox="507 203 1406 264">3. Enquiries regarding this AD should be referred to the Safety Information Section, Executive Directorate, EASA. E-mail ADs@easa.europa.eu.<li data-bbox="507 282 1461 465">4. For any question concerning the technical content of the requirements in this AD, please contact: ATR – GIE Avions de Transport régional Continued Airworthiness Service Tel.: + 33 (0) 5 62 21 62 21 - Fax:+ 33 (0) 5 62 21 67 8 E-mail: continued.airworthiness@atr.fr.
--	---

Appendix 1 - Rudder tab control rod location



Appendix 2 - Inspection Reporting Form

Send this report to: techdesk@atr.fr and continued.airworthiness@atr.fr
Aeroplane Identification
Aeroplane MSN :
Aeroplane Registration:
Inspection date:
Inspection results of rudder tab control rod P/N S27281929-002
Batch Number :
Serial Number :
Performed action :
Reminder: if batch number is 2107267 or 2120855 or if batch number is unreadable, the rod must be replaced before next flight.
Maintenance organization identification
Maintenance organization name :
Date :
Name & Signature :